

Features:

- Unique tri-band design (patented).
- 30-88MHz, 225-450MHz & 1200-2600MHz.
- 3 connectors, VHF, UHF and L-S band
- High isolation between ports.
- Designed for operation on all kinds of vehicles including armored vehicles.
- Suitable for operation on shelters and to be mounted on masts or in other permanent installations.
- Rugged high quality antenna with a durable construction.
- NATO flange base with spring.
- UHF dipole and L-S band antenna elements are located high up in the whip for maximum range. VHF requires a ground plane.
- Optional single connector version with external triplexer.
- Optional L1/L2 GPS installed in antenna base.

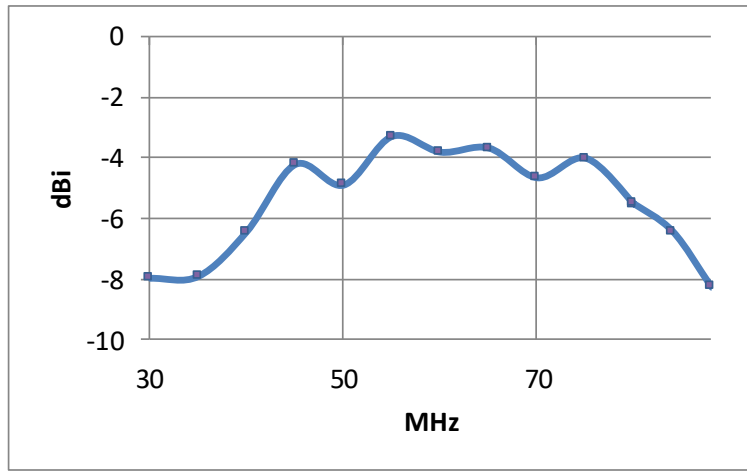
Electrical specifications:

Frequency range	VHF: 30-88MHz UHF: 225-450MHz L-S band: 1200-2600MHz GPS (option): L1 - 1575.42 ± 10 MHz L2 - 1227.60 ± 10 MHz
VSWR	VHF: < 3.5:1 UHF: < 3.0:1 L-S band: < 3.0:1
Port-to-port isolation	> 40dB within bands (three connector base)
Nominal impedance	50Ω
Power rating	VHF: 75W, UHF: 75W, L-S Band: 50W
Gain	See graphs overleaf
Radiation pattern	Omnidirectional within ±2dB
Polarization	Vertical
Connectors	VHF: BNC female, UHF: BNC female, L-S band: N female Single connector (option): N female GPS (option): SMA female

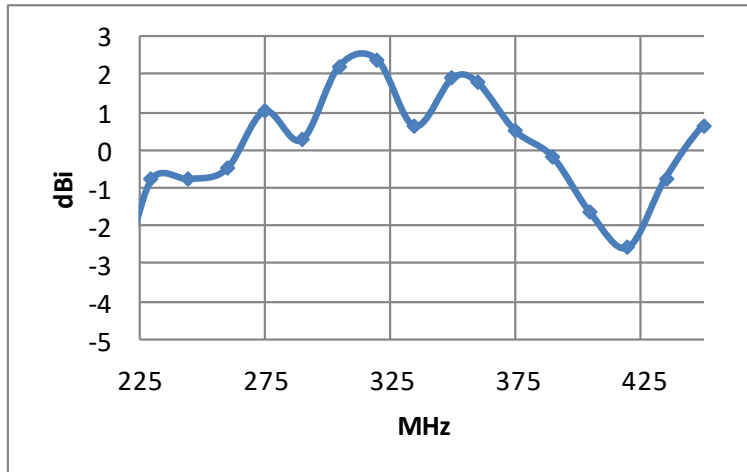
Mechanical specifications:

Design	VHF: End feed monopole. UHF: Dipole. L-S band dipole elements. Radiating elements completely enclosed in epoxy/fiberglass laminate. Metal parts are brass, aluminum and stainless steel.
Length*	1.49m (58.6in)
Weight*	Whip: 1.3kg (2.8lbs), Base: 2.6kg (5.7lbs)
Wind rating	55m/s (125mph)
Finish	Polyurethane lacquer
Temperature range	-55°C to +71°C, -67°F to +160°F

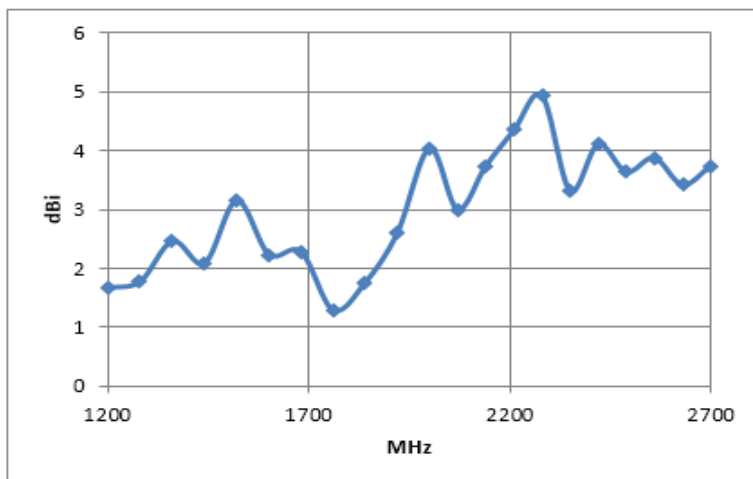
Gain Curves



VHF gain, dBi, in the center of 1.2 x 1.2m (4 x 4 ft) ground plane.
Gain will improve significantly on a 3 x 3m (10ft x 10ft) ground plane



UHF gain, dBi

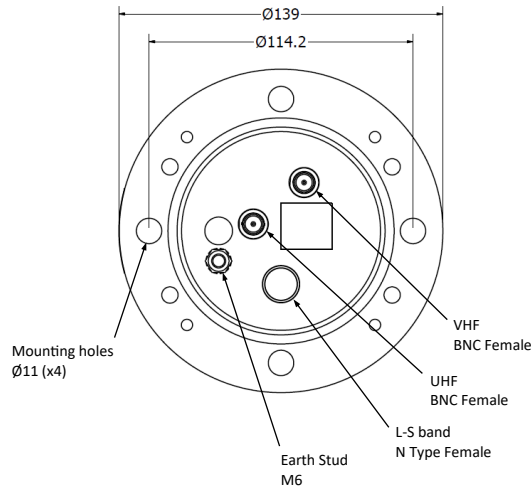


L-S band gain, dBi

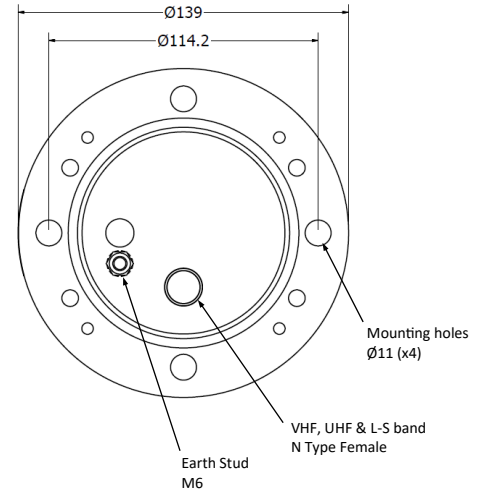
Nato 4-Hole Base



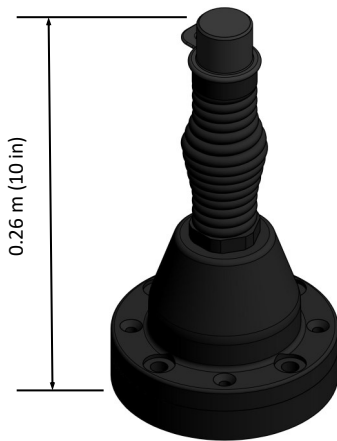
VHF302600TB
(three connector)



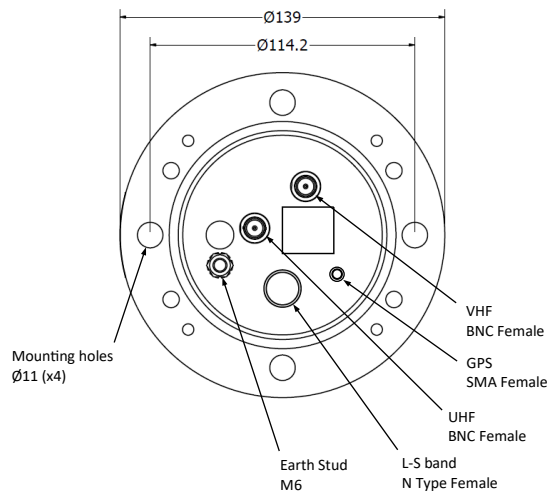
VHF302600TB-S
(single connector)



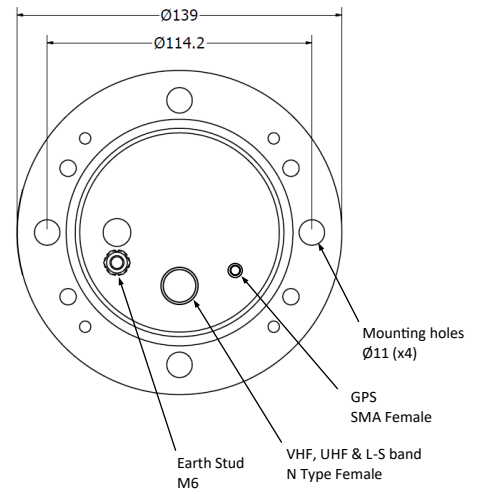
Nato 4-Hole GPS Base



VHF302600TB
(three connector + GPS)



VHF302600TB-S
(single connector + GPS)



GPS Electrical Specification

	L1 GPS	L2 GPS
Frequency Band	1575.42 ± 10 MHz	1227.60 ± 10 MHz
Power Supply	2.7-5.5 V @ <60mA, + centre	2.7-5.5 V @ <60mA, + centre
Amplifier Gain	25 dB, GPS	25 dB, GPS
Pre-amplifier	26.5 dB @ 5 V	26.5 dB @ 5 V
Noise Figure	2.5 dB	2.5 dB
Polarization	RHCP	RHCP